

Lista Tool Storage



Lista stacked cabinets safely and efficiently house a broad array of machine and CNC tools in the tool crib at C&D Aerospace, an aircraft interior manufacturer.

Lista Tool Storage

Tool Storage, Transport and Use Cycle 88

Tool Holders 90

Tool Trays and Tool Holder Frames for Drawers 91

Tool Transporters 92

Tool Holder Frames for Tool Transporters 92

Tool Transporter Accessories 93

Shelves 93

Document Pocket 93

B220 Easy-Order Tool Transporters 94

B240 Easy-Order Tool Transporters 95

CNC and Machine Tool Cabinet Easy-Order Combinations 96-97

CNC Bench Stand 97

CNC Workbench Easy-Order Combinations 97

Machine Tool Cabinet Easy-Order Combinations 98-99

Tool Crib Cabinet Easy-Order Combinations 100-101

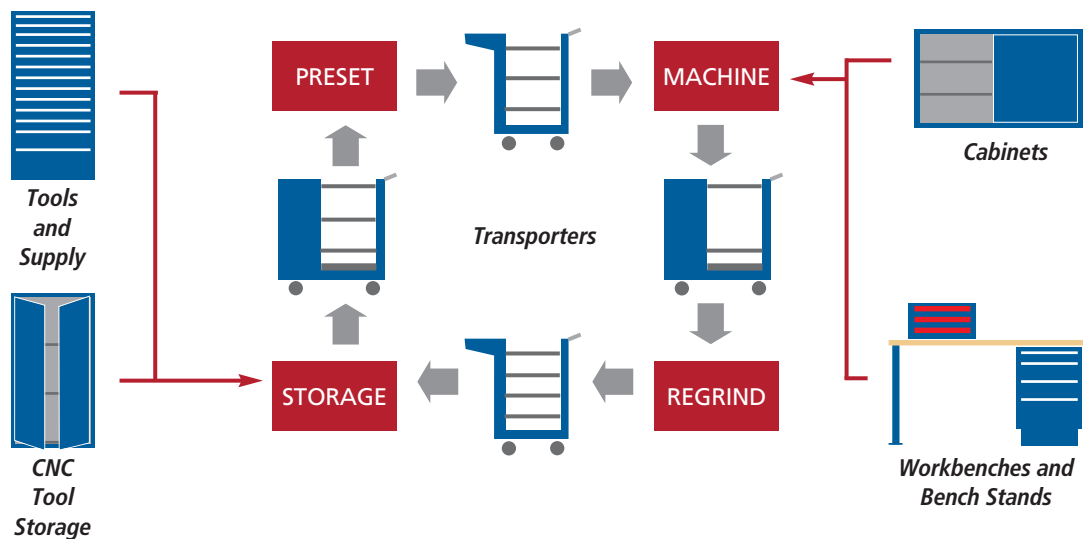


From the smallest shop to the largest machining operation, Lista can economically provide everything you need for safe and efficient storage of valuable tools.



CNC and machine tool storage, transport and use cycle

With our many different CNC tool storage products and accessories, Lista provides an efficient, organized and secure link among all the various stages of tool storage, transport and use.



Lista Tool Storage and Transport Systems Make Any Workspace Work

Sliding door machine tool cabinets with butcher block tops provide both complete protection for tooling and a highly functional worksurface at Galileo Electro Optic Corporation's machine shop (left) and F&S Tool (right).



Lista CNC tool transporters are used to safely deliver tools directly to the work area at Continental Machines, a leading machine tool and hydraulic component manufacturing company.



The Lista Storage Wall® System is used to store a variety of different-sized CNC tooling at Tremec, a manufacturer of manual transmissions. This vertical solution maximizes Tremec's floorspace while providing the company with safe, secure and completely organized CNC storage. For more information on the Lista Storage Wall System, see pages 72-85.

Safety and ease of use for storage and transport are the priorities in the design of the Lista system. Our tool holders are the basic components of an integrated solution to vertical storage of pre-set tools. Lista tool holders are ideal for all types of pre-set tool handling. Even if only small numbers of tools are involved, safe and accessible storage adjacent to machines is economical.



Molded Tool Holders

Tool holders are made from ABS high impact and oil resistant plastic that protects the heaviest tool shanks. Tool holders are designed to be held securely in place on either Lista tool trays or tool holder frames.

PART NO.	DESCRIPTION	MAX. QTY./ROW	
		36U	54U
12.880	30 taper	8	12
12.879	35 taper	8	12
12.062	40 taper	8	12
12.877	45 taper	5	9
12.875	50 taper	5	8
12.890	TR28	6	9
12.888	TR36	6	9
12.883	1 3/4" straight	6	9
12.882	2" straight	6	9
12.881	2 1/4" straight	5	8
15.314	HSK32	9	14
15.318	HSK40	9	14
15.319	HSK50	8	12
15.320	HSK63	6	9
15.330	HSK80	5	9
15.336	HSK100	4	7



Custom Tool Holders

Lista will modify blank inserts for any type, size or brand of tool holder (ABS, Capto, etc.). Each custom tool holder holds one tool. Provide your Lista representative with drawings and dimensions of the specific tools, and we will modify the blanks to your precise specifications.

PART NO.	TOOL SHANK	MAX. QTY./ROW	
		36U	54U
STH32KM	KM32	10	16
STH40KM	KM40	9	1
STH50KM	KM50	7	12
STH63KM	KM63	6	10
STH25HSK	HSK25	11	17
STH25ABS	ABS25	16	25
STH32ABS	ABS32	12	19
STH40ABS	ABS40	9	14
STH50ABS	ABS50	9	14
STH63ABS	ABS63	7	11
STH80ABS	ABS80	6	9
STH100ABS	ABS100	5	8
STH125ABS	ABS125	4	6



Tool Inserts

The tool blank fits a TT-1 tool tray, TF2736 tool frame or TF3636 tool frame. By boring or drilling (up to a maximum of 4" diameter), you can create custom tool holders to your precise specifications. The insert is made of 3/4" thick UHMW (ultra high molecular weight) polyethylene.

Tool Blank

PART NO.	LENGTH
TTB	21 1/16" (535mm)

21" Long Premachined Tool Inserts

PART NO.	TOOL SHANK	NO. OF
		POSITIONS
TTB-KM40/8	KM40	8
TTB-KM40/12	KM40	12
TTB-KM40/15	KM40	15
TTB-KM50/6	KM50	6
TTB-KM50/8	KM50	8
TTB-KM63/5	KM63	5
TTB-KM63/6	KM63	6
TTB-HSK32/15	HSK32	15
TTB-HSK40/8	HSK40	8
TTB-HSK50/6	HSK50	6
TTB-HSK63/6	HSK63	6
TTB-HSK63/7	HSK63	7
TTB-HSK80/5	HSK80	5
TTB-HSK100/4	HSK100	4
TTB-HSK110/6	HSK110	6
TTB-HSK125/3	HSK125	3
TTB-HSK125/4	HSK125	4
TTB-HSK160/3	HSK160	3
TTB-ABS32/10	ABS32	10
TTB-ABS50/8	ABS50	8
TTB-ABS63/8	ABS63	8



Tool Trays and Tool Holder Frames for Drawers



Tool Trays

Lista tool trays allow tools to be easily moved from drawer to transporter and back. They are designed to fit securely into drawers, tool transporters or in Bench Stands without the use of bolts. Made of heavy gauge welded steel, they are designed with a universal grid system that guarantees precise positioning of the tool holders. Handles fold down when not in use. Recommended for 150 height or higher drawers. Not compatible with TT-1 tool trays and TTBR brackets sold before May, 2003.

PART NO.	TRAYS PER DRAWER
TT-1	4 per SC side-to-side
	3 per ST side-to-side
	3 per MP front-to-back



Tool Tray Drawer Brackets, Pairs

These supports are bolted into the perforated bottom of the Lista drawer. Mounted in pairs, they hold the TT-1 tool tray firmly in place. Made of heavy gauge steel. Not compatible with TT-1 tool trays sold before May, 2003.

PART NO.	HEIGHT
TTBR-D	6"



Tool Holder Frames


Tool holder frames are mounted in drawers. They are bolted to pairs of brackets (see below), which in turn are bolted to the perforated drawer bottom. Recommended for 150 height or higher drawers. Color: gray.

PART NO.	USE	ROW WID.
TF3636	SC drawers	36U
TF2736	MP and ST drawers	36U
TF5427	HS drawers	54U

Frame Drawer Brackets, Pairs

Pairs of brackets are bolted to the perforated bottom of a Lista drawer and to the sides of the frame. Height indicated is from the top of the frame to the drawer bottom.

PART NO.	USE	HEIGHTS
X4065	TF3636	2 5/8" or 3 1/2"
X4066	TF3636	4 3/8" or 5 3/4"
X4065-27	TF2736 or TF5427	2 5/8" or 3 1/2"
X4066-27	TF2736 or TF5427	4 3/8" or 5 3/4"



SC drawer with TT-1 tool trays and various-sized molded tool holders.



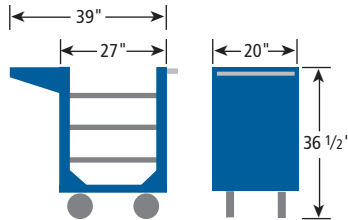
SC drawer with TF3636 tool holder frame and molded tool holders.

Tool Transporters

Lista B220 and B240 transporter units serve as the mobile link between all other Lista tool storage system components.

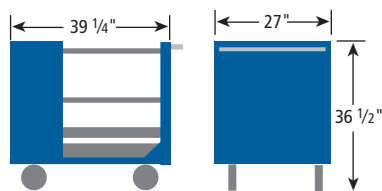
All transporters have the following features:

- Rigid steel frame and tubular steel handle
- Steel sheet side panels slotted at 1" intervals for positioning trays, frames, shelves and other accessories
- 2 fixed and 2 swivel heavy duty 6" x 2" casters with wheel locks, for optimum traction and maneuverability even on irregular surfaces
- 600 lb. capacity per wheel (2400 lb. total)
- Can be safely and easily transported large distances with a fork truck



Transporter Unit B220

This is the smaller of the 2 Lista transporter units. It can be fitted with 3 tool trays in a row, or a frame. Fully equipped Easy-Order transporters are shown on page 94.



Transporter Unit B240

The larger of the transporter units has a greater capacity and can be fitted with 4 tool trays in a row or a frame. The B240 has an additional front rack for tool trays, adjustable shelves or horizontal supports for long tools. Fully equipped Easy-Order transporters are shown on page 95.



Tool Tray Mounting Brackets, Pairs

Two types of brackets are available: 1 for horizontal, the other for angled mounting of the TT-1 tool tray on transporters or in Bench Stands. Made of heavy gauge steel with locking pins included. **Color: to match transporter.** Not compatible with TT-1 tool trays sold before May, 2003.

PART NO.	USE
TTBR-T	straight
TTBR-TA	20° angle



Tool Holder Frame/Brackets

Brackets bolt securely on the perforated sides of the transporter unit in horizontal positions. Tool holder frames fit into vertical slots on the brackets (both required). Color: to match transporter.

Frame

PART NO.	USE
TF2736	B220 transporter
TF3636	B240 transporter

Transporter Bracket (pairs)

PART NO.	USE
TFBR27	B220 transporter
TFBR36	B240 transporter






Adjustable Shelf

The adjustable shelf can be mounted on either the B220 or B240 transporter unit. Suitable for measuring and other small tools, each includes a ribbed mat and 4 shelf clips. Color: to match transporter.

PART NO.	SIZE
NAS23	11 3/4" x 23 1/2"



B220 Stationary Shelf

Attached to the front end of the B220 transporter, this shelf, with its 1" (25mm) lip, is perfect for holding measuring and other small tools. Ribbed mat and fasteners included. Color: to match transporter.

PART NO.	SIZE
NSS22	12" x 19 3/8"



B240 Suspended Inserts

These suspended tool storage inserts can be fitted into the B240 transporter unit. Fasteners included. Color: gray.

PART NO.	USE	MAX. QTY. TOOLS
SI-50	50 taper	5
SI-40	40 taper	9



Document Pocket

A compact storage box for technical drawings, documents, etc. that can be fitted to the front or back of either the B220 or B240 transporter unit. Color: gray.

PART NO.	SIZE
DP-1	14 1/8" W x 1 3/4" D x 7" H

Lista's broad selection of accessories can convert your basic transporter into a customized tool trolley.



For sheer strength, easy maneuverability and adaptability, Lista's tool transporters set the standard. Lista tool holders and trays are safely and easily transferred from drawers to transporter.

Lista offers a total of six fully equipped standard combinations of transporter units: three B220 series and three B240 series.

For additional parts and accessories, see pages 92-93.

Ordering

Please specify the part number for the tool holder size you require. Choose paint color from the color chart on the back cover.

B220 Tool Transporters



B220-A Transporters

Comes with 1 stationary shelf with ribbed mat, 1 adjustable shelf with ribbed mat and shelf support clips, and 3 tool holder trays with 3 pairs of mounting brackets.

PART NO.	TOOL HOLDER	QTY.
B220-A-30	12.880	24
B220-A-35	12.879	24
B220-A-40	12.062	21
B220-A-45	12.877	15
B220-A-50	12.875	15
B220-A-04	12.888	18
B220-A-05	12.890	18
B220-A-HSK50	15.319	24
B220-A-HSK63	15.320	18
B220-A-HSK80	15.330	15
B220-A-HSK100	15.336	12



B220-B Transporters

Comes with 1 stationary shelf with ribbed mat, and 4 tool holder trays with 4 pairs of mounting brackets.

PART NO.	TOOL HOLDER	QTY.
B220-B-30	12.880	32
B220-B-35	12.879	32
B220-B-40	12.062	28
B220-B-45	12.877	20
B220-B-50	12.875	20
B220-B-04	12.888	24
B220-B-05	12.890	24
B220-B-HSK50	15.319	32
B220-B-HSK63	15.320	24
B220-B-HSK80	15.330	20
B220-B-HSK100	15.336	16



B220-C Transporters

Comes with 1 stationary shelf with ribbed mat, and 5 tool holder trays with 5 pairs of mounting brackets.

PART NO.	TOOL HOLDER	QTY.
B220-C-30	12.880	40
B220-C-35	12.879	40
B220-C-40	12.062	35
B220-C-45	12.877	25
B220-C-50	12.875	25
B220-C-04	12.888	30
B220-C-05	12.890	30
B220-C-HSK50	15.319	40
B220-C-HSK63	15.320	30
B220-C-HSK80	15.330	25
B220-C-HSK100	15.336	20



B240 Tool Transporters



B240-A Transporters

Comes with 2 adjustable shelves with ribbed mats and shelf support clips, 2 tool holder trays with 2 pairs of angled mounting brackets and 1 tool frame with 1 pair of transporter frame brackets.

PART NO.	TOOL HOLDER	QTY.
B240-A-30	12.880	48
B240-A-35	12.879	48
B240-A-40	12.062	42
B240-A-45	12.877	30
B240-A-50	12.875	30
B240-A-04	12.888	36
B240-A-05	12.890	36
B240-A-HSK50	15.319	48
B240-A-HSK63	15.320	36
B240-A-HSK80	15.330	30
B240-A-HSK100	15.336	24



B240-B Transporters

Comes with 1 adjustable shelf with ribbed mat and shelf support clips, 5 tool holder trays with 5 pairs of angled mounting brackets and 1 tool frame with 1 pair of transporter frame brackets.

PART NO.	TOOL HOLDER	QTY.
B240-B-30	12.880	72
B240-B-35	12.879	72
B240-B-40	12.062	63
B240-B-45	12.877	45
B240-B-50	12.875	45
B240-B-04	12.888	54
B240-B-05	12.890	54
B240-B-HSK50	15.319	72
B240-B-HSK63	15.320	54
B240-B-HSK80	15.330	45
B240-B-HSK100	15.336	36



B240-C Transporters

Comes with 2 tool holder trays, 2 pairs of angled mounting brackets, and 2 tool frames with 2 pairs of transporter frame brackets.

PART NO.	TOOL HOLDER	QTY.
B240-C-30	12.880	80
B240-C-35	12.879	80
B240-C-40	12.062	70
B240-C-45	12.877	50
B240-C-50	12.875	50
B240-C-04	12.888	60
B240-C-05	12.890	60
B240-C-HSK50	15.319	80
B240-C-HSK63	15.320	60
B240-C-HSK80	15.330	50
B240-C-HSK100	15.336	40



Lista's CNC and machine tool storage cabinets can be arranged and equipped to meet your specific needs. Flexible combinations of drawers and roll-out trays are closed behind lockable hinged or sliding doors which protect tools from the working environment. The addition of a butcher block top or retainer top with ribbed mat provides a highly functional worksurface. (To order a top for these cabinets, contact your Lista representative.)

Ordering

To order a custom CNC or machine tool cabinet, please contact your Lista representative.

The CNC and machine tool storage cabinets shown here come fully equipped with tool holder frames and tool holders for a variety of standard sizes of CNC tools.

Drawers are accessorized with partitions and dividers to hold measuring and cutting tools, collets, vises and other accessories. As in all Lista cabinets, their modular design means drawers and roll-out trays can be easily reconfigured for changing needs.

All drawers and roll-out trays are 100% full extension with a 440 lb. load capacity.

How to order an Easy-Order tool cabinet

Please note that the final digits in the ordering charts refer to the specific tool sizes (for example, MTC9150NC/40 stores 40 taper tools).

1. Select Easy-Order Cabinet Combination.
2. Select base type.
NB = none
FT = fork truck
3. Select lock type.
RG = individual
KA = keyed-alike
MA = master
 For additional lock options, see page 62.
4. Select paint color. For color chart, see back cover.

EXAMPLE: to order an MTC900NC/30 cabinet with a fork truck base, an individual lock and Bright Blue paint, the part number would be **MTC900NC/30-FTRGBB**.



MTC9150 Machine Tool Cabinets

28 1/4" wide x 29 1/2" deep x 39 3/8" high
 Lower hinged door compartment contains 3 drawers and a single roll-out tray for larger items. One drawer is fitted with a frame and tool holders. Separate 2-drawer upper level is partitioned for small tools. Upper and lower sections lock separately. Cabinet comes fully assembled with a retainer top with 3/4" raised edges on back and sides and a ribbed mat.

PART NO.	TOOL HOLD.	QTY.
Easy-Order combinations		
MTC9150NC/30- <input checked="" type="checkbox"/> <input type="checkbox"/> <input type="checkbox"/>	12.880	32
MTC9150NC/35- <input checked="" type="checkbox"/> <input type="checkbox"/> <input type="checkbox"/>	12.879	32
MTC9150NC/40- <input checked="" type="checkbox"/> <input type="checkbox"/> <input type="checkbox"/>	12.062	28
Housing only		HEIGHT
MTC9150- <input checked="" type="checkbox"/> <input type="checkbox"/> <input type="checkbox"/>	39 3/8"	



MTC900 Machine Tool Cabinets

28 1/4" wide x 29 1/2" deep x 39 3/8" high
 This hinged door cabinet contains 5 drawers and a single roll-out tray. Lower drawer is fitted with a frame and tool holders, and upper drawers are partitioned for small tools and accessories. Cabinet comes fully assembled with a retainer top with 3/4" raised edges on back and sides and a ribbed mat.

PART NO.	TOOL HOLD.	QTY.
Easy-Order combinations		
MTC900NC/30- <input checked="" type="checkbox"/> <input type="checkbox"/> <input type="checkbox"/>	12.880	32
MTC900NC/35- <input checked="" type="checkbox"/> <input type="checkbox"/> <input type="checkbox"/>	12.879	32
MTC900NC/40- <input checked="" type="checkbox"/> <input type="checkbox"/> <input type="checkbox"/>	12.062	32
MTC900NC/50- <input checked="" type="checkbox"/> <input type="checkbox"/> <input type="checkbox"/>	12.875	20
Housing only		HEIGHT
SCDHD900- <input checked="" type="checkbox"/> <input type="checkbox"/> <input type="checkbox"/>	39 3/8"	



1350NC Machine Tool Cabinets

28 1/4" wide x 29 1/2" deep x 59 1/2" high
 This hinged door cabinet contains 4 drawers fully outfitted with frames and tool holders. **Includes fork truck base.**

PART NO.	TOOL HOLD.	QTY.
Easy-Order combinations		
1350NC/40- <input checked="" type="checkbox"/> <input type="checkbox"/>	12.062	112
1350NC/45- <input checked="" type="checkbox"/> <input type="checkbox"/>	12.877	80
1350NC/50- <input checked="" type="checkbox"/> <input type="checkbox"/>	12.875	80
1350NC/HSK50- <input checked="" type="checkbox"/> <input type="checkbox"/>	15.319	128
1350NC/HSK63- <input checked="" type="checkbox"/> <input type="checkbox"/>	15.320	96
1350NC/HSK80- <input checked="" type="checkbox"/> <input type="checkbox"/>	15.330	80
Housing only		HEIGHT
SCDHD1350-FT <input checked="" type="checkbox"/> <input type="checkbox"/>	57 1/8"	

1525NC Machine Tool Cabinets

28 1/4" wide x 29 1/2" deep x 66 3/8" high
 This hinged door cabinet contains 5 drawers fully outfitted with frames and tool holders. **Includes fork truck base.**

PART NO.	TOOL HOLD.	QTY.
Easy-Order combinations		
1525NC/40- <input checked="" type="checkbox"/> <input type="checkbox"/>	12.062	140
1525NC/45- <input checked="" type="checkbox"/> <input type="checkbox"/>	12.877	100
1525NC/50- <input checked="" type="checkbox"/> <input type="checkbox"/>	12.875	100
1525NC/HSK50- <input checked="" type="checkbox"/> <input type="checkbox"/>	15.319	160
1525NC/HSK63- <input checked="" type="checkbox"/> <input type="checkbox"/>	15.320	120
1525NC/HSK80- <input checked="" type="checkbox"/> <input type="checkbox"/>	15.330	100
Housing only		HEIGHT
SCDHD1525-FT <input checked="" type="checkbox"/> <input type="checkbox"/>	64"	




MTC900-5

56 1/2" wide x 30 3/4" deep x 39 3/8" high

This is a Double Width sliding door cabinet. Side A contains 6 drawers with partitioning for tool holder accessories, and a roll-out tray for large items. Side B has 2 drawers outfitted with frames and tool holders. Retainer top with 3/4" raised edges on back and sides and a ribbed mat is included.

PART NO.	TOOL HOLD.	QTY.
Easy-Order combinations		
MTC9005NC/30- <input type="checkbox"/> <input type="checkbox"/> <input type="checkbox"/>	12.880	64
MTC9005NC/40- <input type="checkbox"/> <input type="checkbox"/> <input type="checkbox"/>	12.062	56
MTC9005NC/45- <input type="checkbox"/> <input type="checkbox"/> <input type="checkbox"/>	12.877	40
MTC9005NC/50- <input type="checkbox"/> <input type="checkbox"/> <input type="checkbox"/>	12.875	40
MTC9005NC/HSK50- <input type="checkbox"/> <input type="checkbox"/> <input type="checkbox"/>	15.319	64
MTC9005NC/HSK63- <input type="checkbox"/> <input type="checkbox"/> <input type="checkbox"/>	15.320	48
MTC9005NC/HSK80- <input type="checkbox"/> <input type="checkbox"/> <input type="checkbox"/>	15.330	40
Housing only		
MTC900-5 <input type="checkbox"/> <input type="checkbox"/> <input type="checkbox"/> *	39 3/8"	
MTC750-5 <input type="checkbox"/> <input type="checkbox"/> <input type="checkbox"/> *	33 1/2"	

*does not include retainer top or ribbed mat



CNC Bench Stand

Bench Stands are made of heavy gauge steel for maximum strength and stability, and trays can be inserted or removed without the use of bolts. Not compatible with TT-1 tool trays sold before May, 2003.

Bench Stand Combinations

23 5/8" wide x 19 13/16" deep x 12 7/16" high
Equipped as shown with 3 tool holder trays and tool holders. Specify the part number for the tool holder size you require. Specify paint color in place of the box () at the end of the part number (see color chart on back cover).

PART NO.	TOOL HOLD.	QTY.
Easy-Order combinations		
TS224-30- <input type="checkbox"/>	12.880	24
TS224-35- <input type="checkbox"/>	12.879	24
TS224-40- <input type="checkbox"/>	12.062	21
TS224-45- <input type="checkbox"/>	12.877	15
TS224-50- <input type="checkbox"/>	12.875	15
TS224-04- <input type="checkbox"/>	12.888	18
TS224-05- <input type="checkbox"/>	12.890	18
TS224-HSK50- <input type="checkbox"/>	15.319	24
TS224-HSK63- <input type="checkbox"/>	15.320	18
TS224-HSK80- <input type="checkbox"/>	15.330	15
Frame only		
TS224		

Rugged, durable Lista workbenches are ideal for setting and assembling CNC tools as well as for storing accessories adjacent to any machine. The models shown below are fully outfitted with drawer partitioning.

All cabinet housings and leg assemblies are constructed of welded heavy gauge steel. All drawers are 100% full extension with a 440 lb. load capacity.

Bench tops are 1 3/4" (45mm) thick butcher block.

How to order an Easy-Order CNC workbench

Please note that the final digits in the ordering charts refer to the specific tool sizes (for example, MC750-A-40 stores 40 taper tools).

1. Select Easy-Order workbench.
2. Select lock type.
 - NL** = none
 - RG** = individual
 - KA** = keyed-alike
 - MA** = master

For additional lock options, see page 62.
3. Select paint color. For color chart, see back cover.

EXAMPLE: to order an MC750-B-30 workbench with an individual lock and Bright Blue paint, the part number would be **MC750-B-30-RGBB**.



MC750-A

60" wide x 30" deep x 35 1/4" high

This pre-set bench has 5 drawers, fully outfitted with drawer partitioning for storage of hand tools, collets, hardware and set-up equipment. The bottom drawer is outfitted with a frame and tool holders. Specify the part number for the tool holder size you require.

PART NO.	TOOL HOLD.	QTY.
MC750-A-30- <input type="checkbox"/>	12.880	32
MC750-A-35- <input type="checkbox"/>	12.879	32
MC750-A-40- <input type="checkbox"/>	12.062	28
MC750-A-45- <input type="checkbox"/>	12.877	20
MC750-A-50- <input type="checkbox"/>	12.875	20
MC750-A-04- <input type="checkbox"/>	12.888	24
MC750-A-05- <input type="checkbox"/>	12.890	24
MC750-A-HSK50- <input type="checkbox"/>	15.319	32
MC750-A-HSK63- <input type="checkbox"/>	15.320	24
MC750-A-HSK80- <input type="checkbox"/>	15.330	20



MC750-B

60" wide x 30" deep x 35 1/4" high

This pre-set bench has 3 drawers – 1 drawer outfitted with drawer partitioning for small tools, and 2 deep drawers outfitted with frames and tool holders. Specify the part number for the tool holder size you require.

PART NO.	TOOL HOLD.	QTY.
MC750-B-30- <input type="checkbox"/>	12.880	64
MC750-B-35- <input type="checkbox"/>	12.879	64
MC750-B-40- <input type="checkbox"/>	12.062	56
MC750-B-45- <input type="checkbox"/>	12.877	40
MC750-B-50- <input type="checkbox"/>	12.875	40
MC750-B-04- <input type="checkbox"/>	12.888	48
MC750-B-05- <input type="checkbox"/>	12.890	48
MC750-B-HSK50- <input type="checkbox"/>	15.319	64
MC750-B-HSK63- <input type="checkbox"/>	15.320	48
MC750-B-HSK80- <input type="checkbox"/>	15.330	40

Easy-Order Machine Tool Cabinet Combinations

The combinations shown on these two pages have proven themselves in hundreds of installations to be the most versatile and useful for a broad variety of machine tool needs.

Like all Lista systems, their modular design means the greatest flexibility for your present and future needs. All standard combinations have 3/4" retainer tops with raised edges on back and sides and a ribbed mat for a practical non-skid worksurface.

All drawers and roll-out trays are full 100% extension and have a 440 lb. load capacity.

Ordering

To order a custom machine tool cabinet, please contact your Lista representative.

How to read the charts on pages 98 and 99

The 2 columns to the right of each cabinet photo indicate:

- Drawer heights/tray information
- Drawer interior sets

For SC drawer capacities and sizes, see page 40.

The chart below the photo indicates:

- Part numbers
- Number of drawers
- Number of drawer compartments created by the interior sets (shown on pages 26-27)

How to order an Easy-Order Machine Tool Cabinet

1. Select Easy-Order Cabinet Combination either without or with drawer interior sets (designated by an "A" at the end of the part number – i.e., MTC-900-2A).

2. ■ Select base type.

- NB = none
- FT = fork truck
- PT = pallet truck

3. ■ Select lock type.

- RG = individual
- KA = keyed-alike
- MA = master

4. □ Select paint color. For color chart, see back cover.

EXAMPLE: to order an MTC-900-3A cabinet with a fork truck base, an individual lock and Bright Blue paint, the part number would be **MTC-900-3A-FTRGBB**.

Model 900 CNC Cabinets

28 1/4" wide x 29 1/2" deep x 39 3/8" high

Outfitted as described. Drawers and roll-out trays are adjustable in 1" increments.



INCLUDES	INT.
2" (75F)	524
2" (75F)	312
	ROLL-OUT TRAY
	ROLL-OUT TRAY

PART NO.	DRWRS.	COMPARTS.
MTC-900-1-■□□	2	-
MTC-900-1A-■□□	2	36



INCLUDES	INT.
2" (75F)	524
2" (75F)	312
2" (75F)	209
	ROLL-OUT TRAY
	ROLL-OUT TRAY
	ROLL-OUT TRAY

PART NO.	DRWRS.	COMPARTS.
MTC-900-2-■□□	3	-
MTC-900-2A-■□□	3	45



INCLUDES	INT.
2" (75F)	524
2" (75F)	312
2" (75F)	312
2" (75F)	209
	ROLL-OUT TRAY

PART NO.	DRWRS.	COMPARTS.
MTC-900-3-■□□	4	-
MTC-900-3A-■□□	4	57



Model 9150 Machine Tool Cabinets

28 1/4" wide x 29 1/2" deep x 39 3/8" high

These cabinets have drawer(s) on the top for personal operator tools, gauges etc. Upper and lower sections lock separately. Drawers and roll-out trays are adjustable in 1" increments.



INCLUDES	INT.
5" (150F)	209
2" (75F)	524
2" (75F)	312
ROLL-OUT TRAY	
ROLL-OUT TRAY	

PART NO.	DRWRS.	COMPARTS.
MTC-9150-1- ■ ■ □	3	-
MTC-9150-1A- ■ ■ □	3	45

Model 9005 Machine Tool Cabinets

56 1/2" wide x 30 3/4" deep x 39 3/8" high

These Double Width cabinets have a center support that allows drawers and roll-out trays to be used on either side. Outfitted as described, photos show 1 side with half of the drawers and trays. Drawers and roll-out trays are adjustable in 1" increments.



INCLUDES	INTERIOR	INCLUDES	INT.
2" (75F)	312	2" (75F)	312
ROLL-OUT TRAY		ROLL-OUT TRAY	
ROLL-OUT TRAY		ROLL-OUT TRAY	
ROLL-OUT TRAY		ROLL-OUT TRAY	

PART NO.	DRWRS.	COMPARTS.
MTC-9005-1- ■ ■ □	2	-
MTC-9005-1A- ■ ■ □	2	24



INCLUDES	INT.
2" (75F)	312
2" (75F)	209
2" (75F)	524
2" (75F)	312
2" (75F)	209
ROLL-OUT TRAY	

PART NO.	DRWRS.	COMPARTS.
MTC-9150-2- ■ ■ □	5	-
MTC-9150-2A- ■ ■ □	5	66



INCLUDES	INTERIOR	INCLUDES	INT.
2" (75F)	312	2" (75F)	312
2" (75F)	524	2" (75F)	524
ROLL-OUT TRAY		ROLL-OUT TRAY	
ROLL-OUT TRAY		ROLL-OUT TRAY	

PART NO.	DRWRS.	COMPARTS.
MTC-9005-2- ■ ■ □	4	-
MTC-9005-2A- ■ ■ □	4	72



INCLUDES	INTERIOR	INCLUDES	INT.
2" (75F)	524	2" (75F)	524
2" (75F)	312	2" (75F)	312
2" (75F)	209	2" (75F)	209
ROLL-OUT TRAY		ROLL-OUT TRAY	

PART NO.	DRWRS.	COMPARTS.
MTC-9005-3- ■ ■ □	6	-
MTC-9005-3A- ■ ■ □	6	90

Easy-Order Tool Crib Cabinet Combinations

Lista cabinets, with their modular drawer interiors, are ideal for tool crib storage.

The cabinets on these pages contain everything you need to properly and efficiently store all items shown in the charts. Lista has pre-assembled these specific combinations because they are the most frequently ordered combinations.

Chosen for the specific parts shown, drawers can easily be rearranged within the cabinet or within cabinet groupings.

Drawers are 100% full extension with a 440 lb. (200kg) weight capacity. They have usable inside dimensions of 24" (610mm) wide x 24" (610mm) deep.

How to order an Easy-Order Tool Crib Cabinet

1. Select Easy-Order Tool Crib Cabinet Combination.

2. ■ Select base type.

NB = none
FT = fork truck
PT = pallet truck

3. ■ Select lock type.

NL = none
RG = individual
KA = keyed-alike
MA = master

For additional lock options, see page 62.

4. □ Select paint color. For color chart, see back cover.

EXAMPLE: to order a TCC-4 cabinet with a fork truck base, an individual lock and Bright Blue paint, the part number would be **TCC-4-FTRGBB**.



Model 900 Cabinet Combinations

28 1/4" wide x 28 1/2" deep x 39 3/8" high

Model 900 cabinets are convenient for a counter height worksurface. All drawers are 100% full extension with a 440 lb. load capacity.

TCC-1-■□ Drills & Taps (11 Drawers)

QTY.	DRW.	STORE
1	SC75F	number drills 1 thru 80
1	SC75F	letter drills A thru Z center drills 00 thru 8
1	SC75F	fractional drills, jobbers 1/64" thru 1/2" x 1/64"
1	SC75F	fractional drills, specials 1/64" thru 1/2" x 1/64"
1	SC75F	standard tapers 0-80 thru 1/4" -28"
1	SC75F	5/16" -18" thru 7/8" -20"
1	SC100F	15/16" -16" thru 2" -16"
1	SC100F	pipe taps, sleeves, easy outs
2	SC75F	assigned cutting tools
1	SC100F	assigned cutting tools

TCC-2-■□ Taper Shank Drills (10 Drawers)

QTY.	DRW.	STORE
1	SC75F	taper shank drills 33/64" thru 25/32" x 1/64" (4 each)
1	SC75F	5/16" thru 1 1/32" x 1/64" (4 each)
1	SC100F	1 3/64" thru 1 11/64" x 1/64" (4 each)
1	SC100F	1 3/16" thru 1 5/16" x 1/64" (4 each)
1	SC100F	1 21/64" thru 1 27/64" x 1/64" (4 each)
1	SC100F	1 7/16" thru 1 1/2" x 1/64" (6 each)
1	SC75F	1 17/32" thru 1 11/16" x 1/32" (2 each)
1	SC75F	1 23/32" thru 1 7/8" x 1/32" (2 each)
1	SC100F	1 29/32" thru 2" x 1/32" (2) expansion or 1/64" sizes
1	SC100F	drifts, sleeves, and reserve drills

TCC-3-■□ Milling (10 Drawers)

QTY.	DRW.	STORE
4	SC75F	milling cutters, slitting saws
1	SC75F	end mills 1/8" thru 1/2"
1	SC100F	17/32" thru 1"
1	SC100F	1 1/8" thru 1 1/2"
1	SC100F	hog, ball, and other
1	SC100F	key cutters
1	SC125F	slab & face mills

TCC-4-■□ Reamers & Supplies (10 Drawers)

QTY.	DRW.	STORE
1	SC75F	chucking reamers, st-sk 1/16" thru 17/32" x 1/64"
1	SC75F	9/16" thru 1" x 1/32"
1	SC75F	misc. over 1"
1	SC75F	counter bores and pilots
2	SC75F	assigned cutting tools
1	SC100F	emery sheets
1	SC100F	burrs, stones and mounted points
1	SC100F	allen keys and chuck key
1	SC150F	stamps, punches, mallets

TCC-5-■□ Turning (10 Drawers)

QTY.	DRW.	STORE
1	SC75F	tool holder repair parts, anvils, screws, clamps, shims
1	SC75F	carbide brazed & high speed tools
2	SC75F	s.s. boring bars
2	SC75F	insert tool holders
3	SC100F	carbide inserts
1	SC150F	turret tool holders

TCC-6-■□ Precision Tools (10 Drawers)

QTY.	DRW.	STORE
2	SC75F	micrometers
1	SC75F	plain plug gages
1	SC75F	thread plug gages
1	SC75F	plain and thread rings
1	SC75F	verniers, gages, indicators, etc.
2	SC100F	verniers, gages, indicators, etc.
2	SC125F	verniers, gages, indicators, etc.

TCC-7-■□ Hand Tools (7 Drawers)

QTY.	DRW.	STORE
2	SC75F	files
3	SC100F	hand tools
1	SC200F	power tools
1	SC250F	power tools

TCC-8-■□ Fasteners (10 Drawers)

QTY.	DRW.	STORE
4	SC75F	fasteners, all types
6	SC100F	fasteners, all types





Model 1350 Cabinet Combinations

28 1/4" wide x 28 1/2" deep x 57 1/8" high

Model 1350 cabinets are eye level height and provide more storage in the same footprint as the Model 900. All drawers are 100% full extension with a 440 lb. load capacity.

TCC-21-■■■□ Drills & Taps (15 Drawers)

QTY.	DRW.	STORE
1	SC75F	number drills 1 thru 80
1	SC75F	letter drills A thru Z center drills 00 thru 8
1	SC75F	fractional drills, jobbers 1/64" thru 1/2" x 1/64"
1	SC75F	fractional drills, specials 1/64" thru 1/2" x 1/64"
1	SC75F	standard taps 0-80 thru 1/4" -28"
1	SC75F	5/16" -18" thru 7/8" -20"
1	SC100F	15/16" -16" thru 2" -16"
1	SC100F	pipe taps, sleeves, easy outs
2	SC75F	assigned cutting tools
3	SC100F	assigned cutting tools
1	SC125F	tap adapters, collets and extensions
1	SC125F	drill collets

TCC-22-■■■□ Taper Shank Drills (16 Drawers)

QTY.	DRW.	STORE
1	SC75F	frac. T.S. drills 33/64" thru 23/32" x 1/64" (15 each)
1	SC75F	47/64" thru 7/8" x 1/64" (10 each)
1	SC75F	57/64" thru 1 1/32" x 1/64" (8 each)
1	SC75F	1 3/64" thru 1 7/64" x 1/64" (8 each)
1	SC75F	1 1/8" thru 1 3/16" x 1/64" (8 each)
1	SC75F	1 13/64" thru 1 17/64" x 1/64" (8 each)
1	SC100F	1 9/32" thru 1 11/32" x 1/64" (8 each)
1	SC100F	1 23/64" thru 1 27/64" x 1/64" (6 each)
1	SC100F	1 7/16" thru 1 1/2" x 1/64" (6 each)
1	SC75F	1 33/64" thru 1 37/64" x 1/64" (3 each)
1	SC75F	1 19/32" thru 1 21/32" x 1/64" (3 each)
1	SC75F	1 43/64" thru 1 47/64" x 1/64" (3 each)
1	SC75F	1 3/4" thru 1 7/8" x 1/32" (3 each)
1	SC75F	1 29/32" thru 2" x 1/32" (2 each)
1	SC125F	drill sleeves - drifts
1	SC100F	misc. reserve drills

TCC-23-■■■□ Milling (14 Drawers)

QTY.	DRW.	STORE
4	SC75F	milling cutters slitting saws
1	SC75F	end mills 1/8" thru 1/2"
1	SC100F	17/32" thru 1"
1	SC100F	1 1/8" thru 1 1/2"
2	SC100F	hog, ball, and other
1	SC100F	key cutters
1	SC125F	slab & face mills
1	SC100F	insertable end mills
1	SC100F	broaches & sleeves
1	SC150F	misc. expansion

TCC-24-■■■□ Reamers & Supplies (14 Drawers)

QTY.	DRW.	STORE
1	SC75F	chucking reamers, st-sk 1/16" thru 17/32" x 1/64"
1	SC75F	9/16" thru 1" x 1/32"
1	SC75F	misc. over 1"
1	SC75F	counter bores and pilots
1	SC75F	spot facers
2	SC75F	assigned cutting tools
1	SC100F	emery sheets
1	SC100F	burrs, stones and mounted points
1	SC100F	fixture components
1	SC100F	allen keys and chuck keys
1	SC125F	hole saws
2	SC150F	stamps, punches, mallets

TCC-25-■■■□ Turning (15 Drawers)

QTY.	DRW.	STORE
2	SC75F	tool holder repair parts, anvils, screws, clamps, shims
2	SC75F	carbide brazed & high speed tools
2	SC75F	s.s. boring bars
2	SC75F	insert tool holders
5	SC100F	carbide inserts
1	SC100F	boring heads, cartridges
1	SC150F	turret tool holders

TCC-26-■■■□ Precision Tools (12 Drawers)

QTY.	DRW.	STORE
2	SC75F	micrometers
1	SC75F	plain plug gages
1	SC75F	thread plug gages
1	SC75F	plain and thread rings
1	SC75F	verniers, gages, indicators, etc.
2	SC100F	verniers, gages, indicators, etc.
2	SC125F	verniers, gages, indicators, etc.
1	SC150F	"V" blocks, dial bore gages
1	SC300F	boxed tool sets

TCC-27-■■■□ Hand Tools (10 Drawers)

QTY.	DRW.	STORE
2	SC75F	files
3	SC100F	hand tools
1	SC150F	grinding wheels to 7" dia.
2	SC150F	misc. supplies
1	SC200F	power tools
1	SC250F	power tools

TCC-28-■■■□ Fasteners (14 Drawers)

QTY.	DRW.	STORE
6	SC75F	fasteners, all types
6	SC100F	fasteners, all types
2	SC150F	fasteners, all types

