


IMPORTANT LOADING INSTRUCTIONS FOR MOBILE STORAGE CABINETS

⚠ WARNING
IMPROPER LOADING OF DRAWERS MAY CAUSE A MOBILE CABINET TO TIP OVER. FOLLOW THESE INSTRUCTIONS TO AVOID A POSSIBLE HAZARDOUS SITUATION.

IMPORTANT:

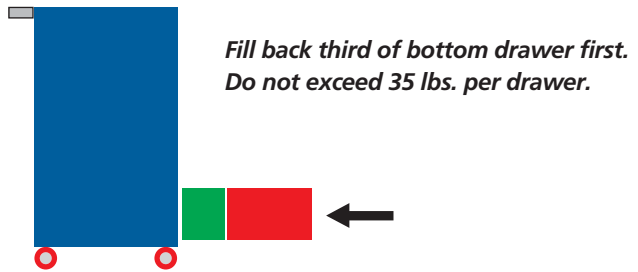
Do not load an empty mobile cabinet by:

- Completely filling one entire drawer
- Dropping a load into a drawer
- Filling a drawer from the front third
- Filling cabinet from top drawer first



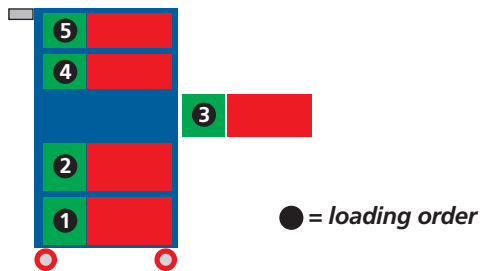
STEP 1

- Start loading the empty mobile cabinet from the bottom drawer.
- Place items in the back third of the drawer.
- Do not place more than **35 lbs.** in the drawer.



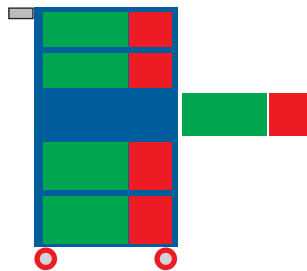
STEP 2

- Load the second lowest drawer in the same fashion as the first.
- Continue this process until all drawers are 1/3 full.
- Do not place more than **35 lbs.** in any drawer at one time.



STEP 3

- Repeat process beginning with bottom drawer and fill the next third of the drawer with load.
- You can now complete the loading process in the same manner up to the maximum load capacity of the drawer.



making workspace work®

1-800-722-3020 • www.listaintl.com