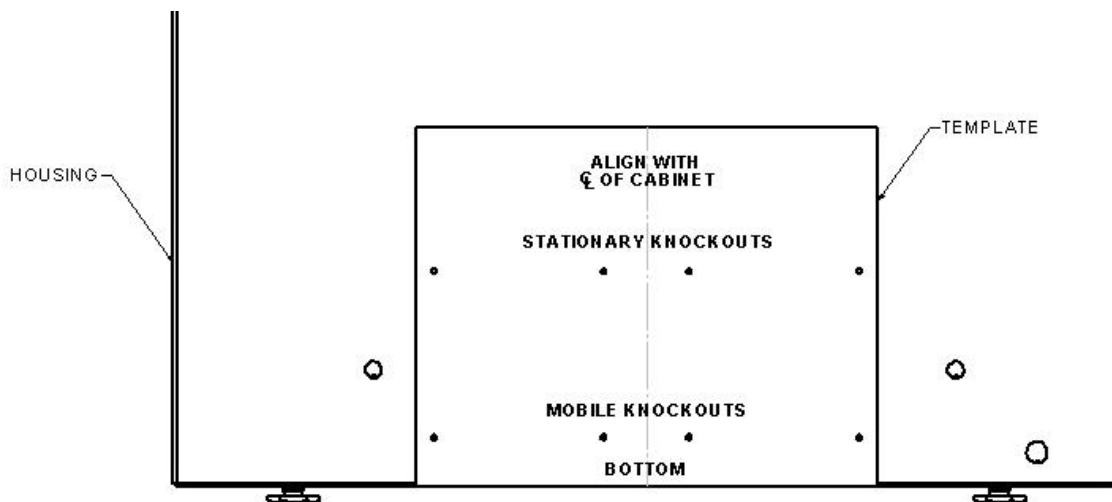


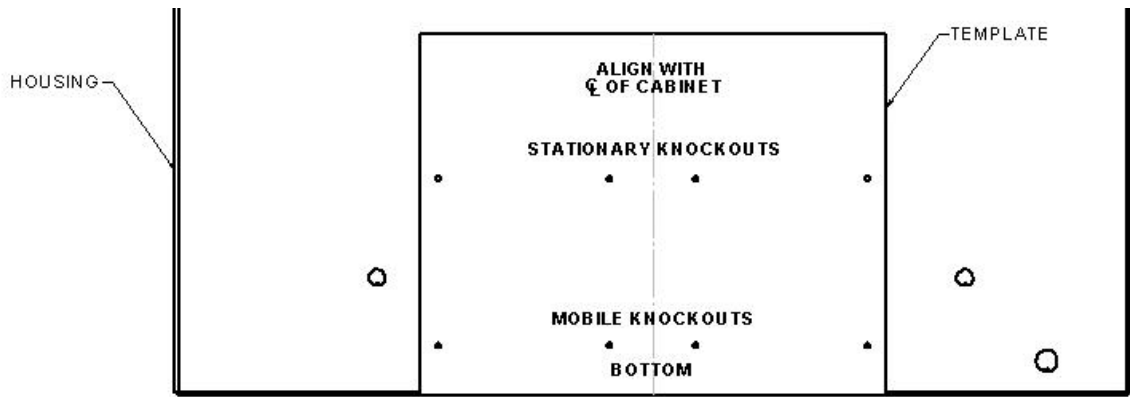
Medium Duty Housing Stringer and Bottom Shelf Knockout Identification Instructions

- Measure and mark Center of Housing (front to rear)
 - 14.25" for Deep Housing (28.5" Overall Depth)
 - 11.25" for Shallow Housing (22.5" Overall Depth)
- Align Centerline of Template with Center Mark on Housing
 - Determine appropriate Knockout locating callouts and mark locations (see below for applications) Note: Stringer Knockouts are closest to Centerline, Bottom Shelf Knockouts are furthest from Centerline)
- Remove appropriate Knockouts to the inside

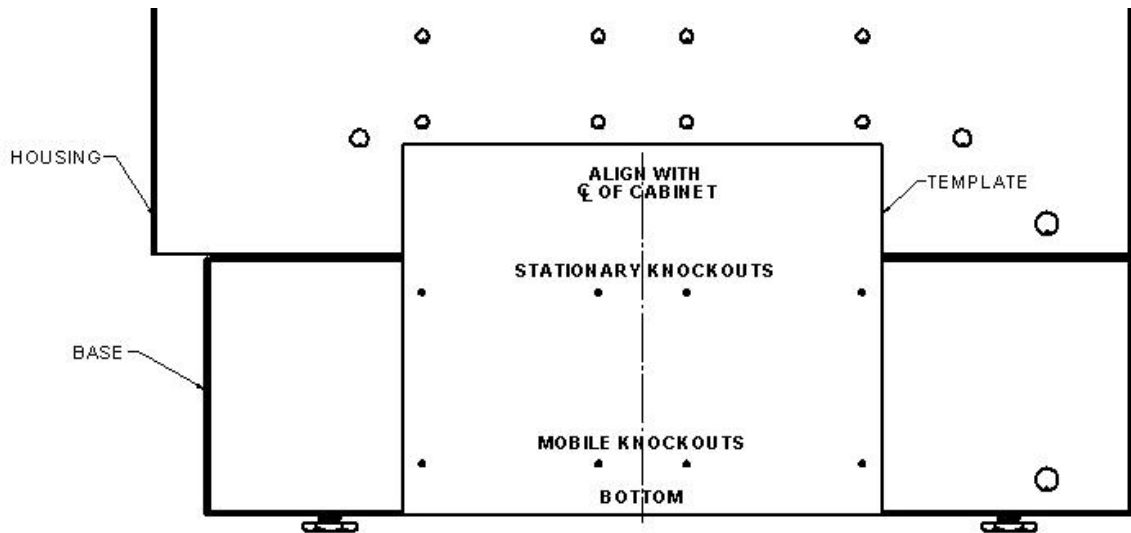
Knockout Applications



Stationary Housing with no Base – Use “Stationary Knockouts”
Align with Bottom of Housing (Optional Glides shown)



Mobile Housing with no Base – Use “Mobile Knockouts”
Align with Bottom of Housing (Casters not shown)



Stationary Housing with Base – Use “Stationary Knockouts”
Align with Bottom of Housing (Optional Glides shown)

Note: If you did not receive a copy of the Knockout Template, please contact Tech Support

Making Workspace Work™ is a trademark of Lista International Corporation.

Document Number: MD080A3, Rev. 1

Print Date: September, 2011

This manual is proprietary information of Lista International Corporation. Unauthorized reproduction of any portion of this manual is prohibited without the written consent of Lista International Corporation. The material in this manual is for informational purposes only. It is subject to change without notice.

© 2007 by Lista International Corporation
106 Lowland Street
Holliston, Ma. 01746-2094
All rights reserved

