

Tools Required:

- 5/32" hex key
- 3/8" socket
- Drive extension for socket
- 5/32" drill bit

- Electric Drill

Hardware:

1/4-20 x 1/2" Button Socket Head Screw
Qty = 8

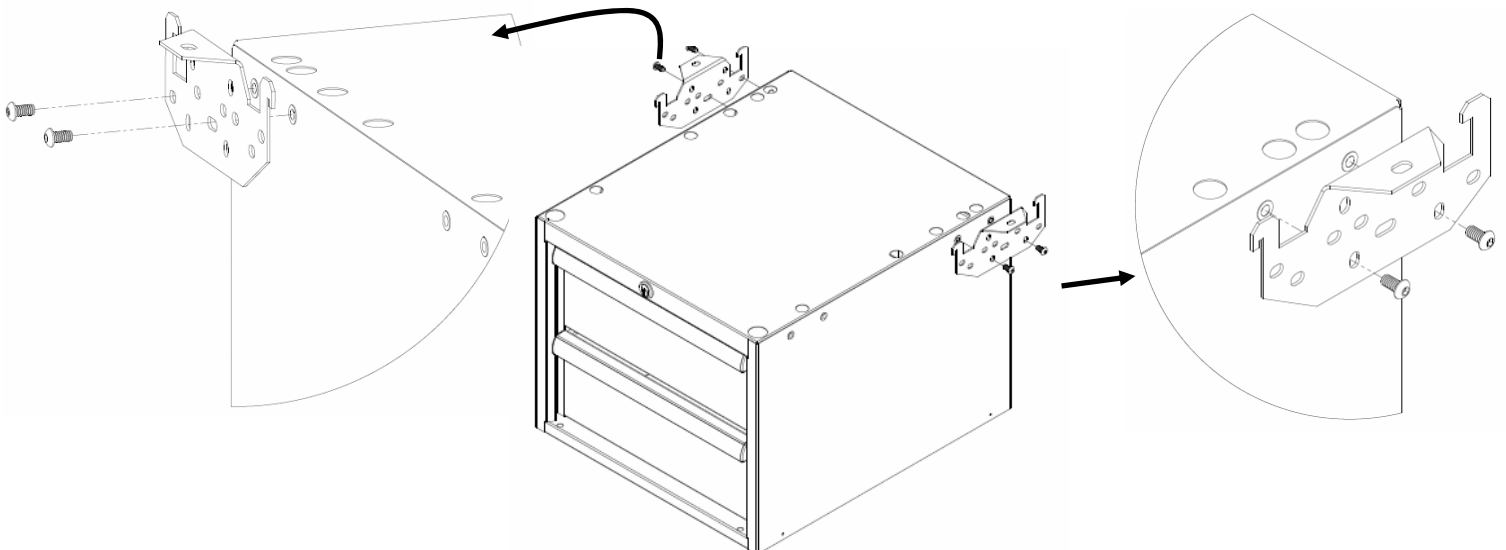


#14 x 3/4" Slotted Hex Head Screw
Qty = 1

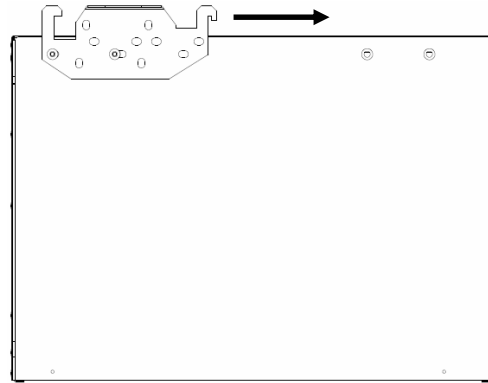
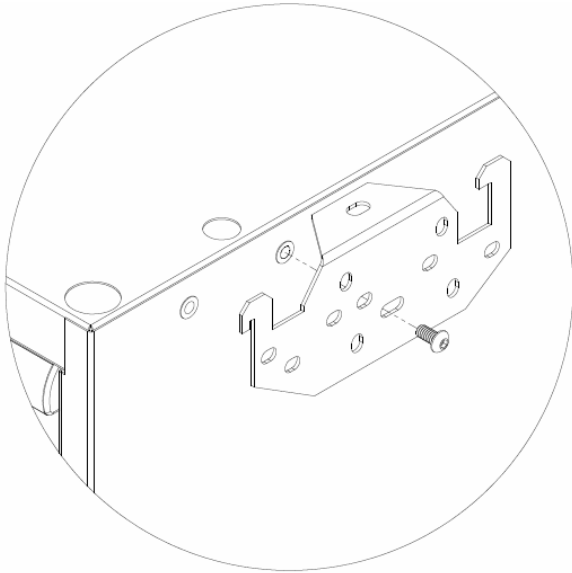


Mounting a Left Justified Cabinet (as shown above)

- a) Begin by placing the rear mounting brackets on the hanging drawer assembly, using the 1/4-20 x 1/2" button socket head screws, as shown below:

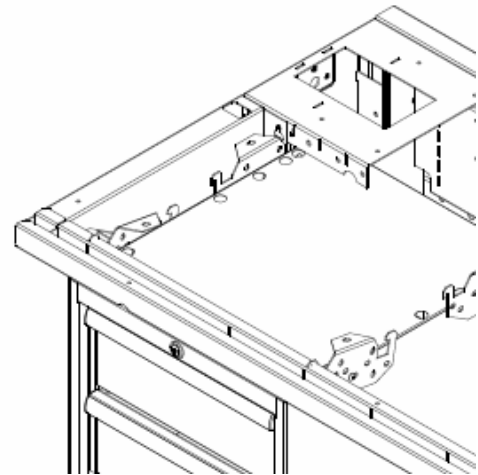
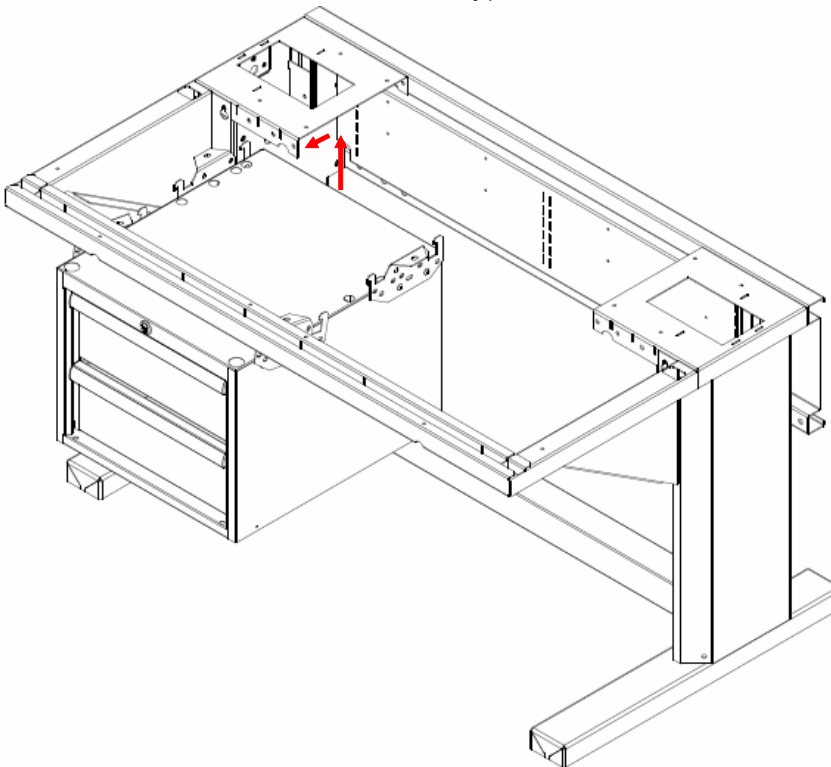


- b) Make sure that the left bracket is pushed forward and tighten screws to ensure it is snug against the cabinet. The screws on the right bracket can be left a little loose.

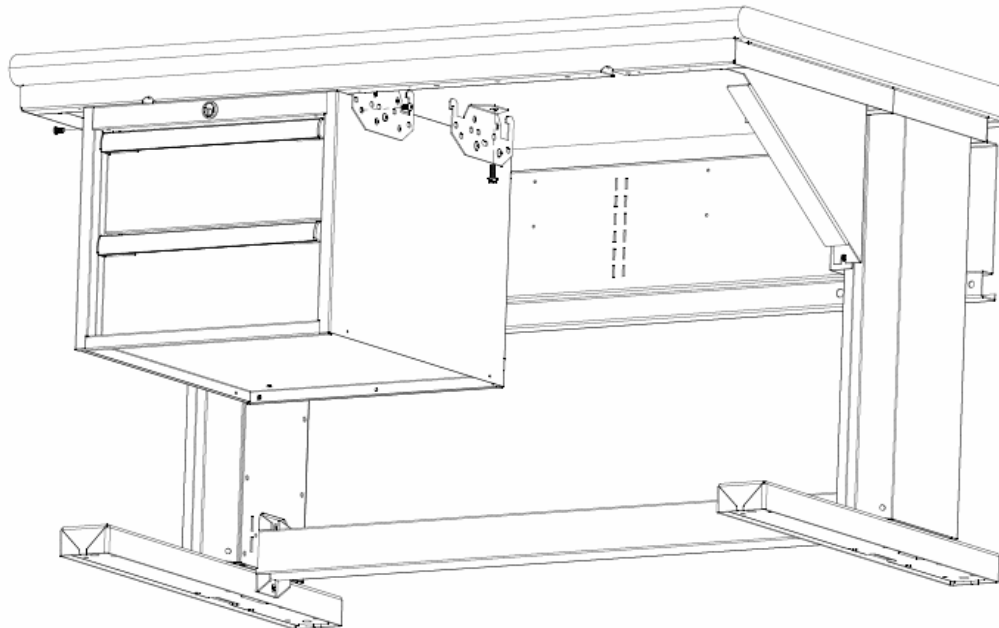
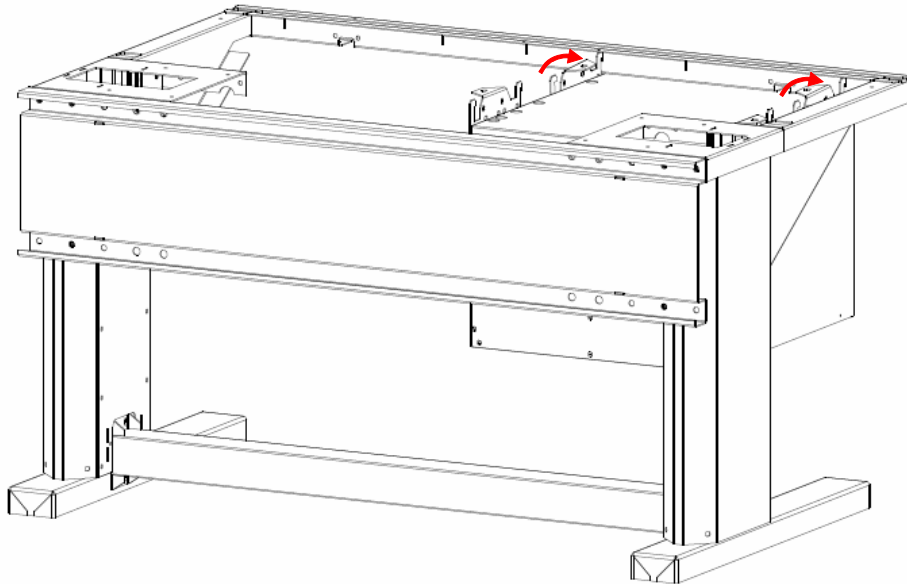


- c) Next place both front mounting brackets as shown. Make sure that the screw is loose enough so that the bracket can still pivot.

- d) To mount the hanging drawer assembly, hook the rear left mounting bracket in the leftmost slot of the leg assembly mounting plate. (Note – top removed in pictures below for clarity)



- e) Rotate the front brackets into the slots of the top support rail. Insert the front $\frac{1}{4}$ -20 x $\frac{1}{2}$ " button socket head screws and tighten.



- f) Bolt the right rear bracket into the work surface using the #14 x $\frac{3}{4}$ " slotted hex head screw.
- g) Make sure all screws are tight.

Mounting right justified hanging drawer assemblies is the same except that the rear mounting brackets need to be opposite what is shown in this document.

Mounting center justified hanging drawer assemblies require both rear mounting brackets get bolted to the work surface.

Making Workspace Work ® is a trade mark of Lista International Corporation

Creation Date: 5-7-08

Document Number: MD051A3 Rev.0

This document is proprietary information of Lista International Corporation. Unauthorized reproduction of any portion of this document is prohibited without written consent of Lista International Corporation. The material in this document is for informational purposes only. It is subject to change without notice.

© 2008 Lista International Corporation
106 Lowland Street
Holliston, MA 01746-2094
E-mail: sales@listaintl.com

All rights reserved

For questions or technical support call **1-800-722-3020**

**LISTA**
making workspace work®